









































**Parts List - Par Caddy Z1 - Rev: Nov 2018**

<b>Z1</b>				<p>For any parts not listed or if you have any questions, please contact Mike at Par Caddy Canada Inc. by phone or email. 705-770-2828 or <a href="mailto:info@parcaddy.ca">info@parcaddy.ca</a></p>
-----------	---	--	--	--

**Identifying your Z1 1. Drive wheels are silver with silver or black hub caps and have 3 straight spokes. Drive wheel OD is 12.625 inches. Axle hub is metal with 4 holes to mesh with drive hub bolt heads.**

Part #	Description	Price	Pic	Comments
Z101	ECU - main controller- 24V - 5 speeds	\$ 160.00		Located inside tubular frame between motors. Good protected, waterproof location. Must remove frame connectors and both motors to access.
Z102	Handle electric circuit board	\$ 35.00		For Z1 only
Z104	Handle electric circuit board holder Z1	\$ 6.00		For Z1 only
Z106	HE face sticker - Z1	\$ 5.00		Sticks on Z104
Z107	Wiring harness	\$ 15.00		Inside cart frame - runs from ECU to handle electrics
Z109	Lithium Battery 24V-10AH	\$ 429.00		Includes Charger, bag, wiring
Z111	Battery wiring harness with T-Bar quick connector	\$ 25.00		
ZR6	Remote transmitter	\$ 60.00		Must be recoded to your cart as follows: Power on cart and immediately press the forward button on the remote and hold for 15-20 sec - when wheels turn recoding is complete.
Z113	Battery charger - for 24V battery	\$ 75.00		For Lithium batteries
Z202	Z1 Drive wheel (silver)	\$ 60.00		4 point drive system

Z203	Axle drive pin - for fastening drive hub to axle	\$ 4.00		Z1 only
Z204	Z1 - 4 point drive sprocket	\$ 8.00		On inside wheel hub
Z206	200W Motor with SS gearing - Z1 - 24V motor	\$ 125.00		For Z1 only
Z207	Front wheel ass'y c/w bearings - 6.5" diameter wheel	\$ 40.00		
Z208	Front wheel axle	\$ 6.00		
Z209	Front wheel hardware	\$ 20.00		<i>Includes axle, 2 spacers, 2 acorn nuts, 2 washers, 2 lock nuts - spacers 1.5" long - same both wheel sizes</i>
X210	Front wheel spacers - set of 2	\$ 6.00	Shown on axle above	2 required - keeps wheel in centre of axle
X211	Front tire only for Z1 - 6.5" diameter tire	\$ 10.00		Tread pattern may vary (heart or diamond pattern depending on availability)
Z212 or F212	Drive wheel tire only (same tire as XR6)	\$ 20.00		Tread pattern may vary - Tire O.D. 12.625 inches
Z300	Leather handle grip assembly	\$ 20.00		
Z301	Bungee cord set with aluminum balls	\$ 12.00		
Z302	Lower pole tightening hardware	\$ 8.00		Bolt, nut and 2 washers
Z303	Anti-tip wheel ball pin	\$ 4.00		
Z304	Front wheel adjusting mechanism	\$ 4.00		
Z305	Lower Pole Tightening Knob	\$ 12.00		
Z306	Upper Tightening Knob	\$ 15.00		

Z307	Bushing (receives threaded knobs)	\$ 6.00		One at base of the lower pole on cart frame - one at joint of upper and lower poles. Must be epoxied in place.
Z309	Lower Pole Assembly	\$ 75.00		To Install: Must cut wiring harness connector off, snake wire thru the pole then resolder connector on. Must re-use large plastic concave washers on either side of the base.
Z310	Anti-tip rear wheel ass'y	\$ 35.00		Requires pin Z303 to attach
Z213	4-point drive hub	\$ 6.00		Mounts on axle using pin Z203
Z114	Speed control potentiometer B10K	\$ 12.00		Installs in handle and connects to handle electric circuit board
X115	Knob for Z114 Speed control pot	\$ 4.00		
Z213	Silver Z1 Hub cap	\$ 8.00		
Z312	Handle end cap	\$ 8.00		
Z401	Battery hold down elastic strap w/velcro	\$ 10.00		
Z402	Scorecard holder	\$ 20.00		
Z403SS	Umbrella holder - stainless steel	\$ 25.00		Mounts on tip of handle
Z405	Upper and lower bag support extensions - standard on Z1 - price for set of 2 pcs	\$ 24.00		Must drill 2 holes to accept bolts.
Z407	Drink Holder	\$ 20.00		Install near top of the lower pole assy just below the upper bag support - no tools required
X408	Remote belt clip	\$ 15.00		Prevents inadvertant pressing of remote buttons - quality unit with pushbutton release
X409	Handle mount device holder	\$ 20.00		Securely holds mobile phone, sky caddy etc. Allows plug in charging while playing. Universal mount, adjustable.