







































Parts List - Par Caddy XM4 - Manual - Rev: Feb 2017

XM4				For any parts not listed or if you have any questions, please contact Mike at Par Caddy Canada Inc. by phone or email. 705-770-2828 or info@parcaddy.ca
------------	---	--	--	--

Identifying your XM4 1. Single motor and gearbox on left side looking from the back. 2. No anti-tip rear wheel 3. Left and right wheels (marked L & R) 4. Manual control (no remote)

Part #	Description	Price	Pic	Comments
J101	ECU - main controller (for manual XM4)	\$ 85.00		
J102B	Handle electric circuit board #69934	\$ 35.00		With short microswitches for later model XR4-2 - use with silicone switch caps
J104	Handle electric circuit board holder XM4	\$ 6.00		
J106	HE face sticker - XM4	\$ 3.00		Sticks on J104
J107	Wiring harness - cart frame	\$ 15.00		Inside cart frame - runs from ECU to handle electrics
X114	Speed control rheostat (POT)	\$ 12.00		
X109	Main battery Lithium 12V-20AH	\$ 425.00		Includes padded battery bag, wiring harness and 5A Lithium battery charger
X110	Battery bag for 32AH SLA (not lithium)	\$ 10.00		May vary slightly from that shown - depending on availability
X111	Battery wiring harness	\$ 15.00		Later models do not have the fuse holder
J113	Battery charger - 3A	\$ 45.00		For SLA batteries only - not Lithium.
J201	XM4 - Right Drive Wheel	\$ 60.00		Right and left are different

J202	XM4 - Left Drive Wheel	\$ 60.00		Right and left are different		
X203	Axle drive pin - SS or hollow spring pin depending on availability	\$ 2.00		All models		
X207	Front wheel ass'y c/w bearings	\$ 35.00				
X208	Front wheel axle	\$ 6.00				
X209	Front wheel hardware	\$ 20.00		Includes axle, 2 spacers, 2 acorn nuts, 2 washers, 2 lock washers		
X210	Front wheel spacers	\$ 6.00	Shown on axle above	2 required - keeps wheel in centre of axle		
X211	Front tire only	\$ 10.00		Tread pattern may vary		
X212	Drive wheel tire only - 11.5" OD	\$ 20.00		Tread pattern may vary		
X301	Bungee cord set	\$ 12.00				
X302	Battery strap eyelet	\$ 3.00				
X303	Anti-tip wheel ball pin	\$ 4.00				
X304	Front wheel adjusting mechanism	\$ 4.00				
X305	Lower Pole Tightening Knob	\$ 12.00				
X306	Upper Tightening Knob	\$ 15.00				

X307	Bushing (receives threaded knobs)	\$ 6.00		One at base of the lower pole on cart frame - one at joint of upper and lower poles. Must be epoxied in place.		
J308	Battery platform retainer - limited availability	\$ 4.00				
X309	Lower Pole Assembly	\$ 60.00				
J215	Wheel hub 2 - left	\$ 15.00		Bolts to inside wheel frame - engages axle drive pin - RIBBED STYLE		
J216	Wheel hub 2 - right	\$ 15.00		Bolts to inside wheel frame - engages axle drive pin - RIBBED STYLE		
X301	Battery hold down strap w/velcro	\$ 6.00				
X402	Scorecard holder component - requires C404 for mounting	\$ 24.00				
X403	Umbrella holder component - requires C404 for mounting	\$ 24.00				
X404	Combo mounting bracket only	\$ 8.00				
X405	Upper bag support extensions	\$ 24.00		Must drill 2 holes to accept bolts.		
X406	Stand-alone Scorecard Holder (clip-on) - limited supply	\$ 16.00				
X407	Drink Holder	\$ 24.00		Install on angle at top of the lower pole assy just below the upper bag support - no tools required		
X408	Remote belt clip	\$ 15.00		Prevents inadvertant pressing of remote buttons - quality unit with pushbutton release - comes with 2 peel & stick tabs		
J205	XM4 axle	\$ 24.00	